



Introduction to the GRI Taxonomy project Using XBRL for sustainability reporting

Paul Hulst, Deloitte

Elina Sviklina, Global Reporting Initiative

Track Integrated Reporting – session 6

Thursday 25th October 2011 12.00 – 12:30

Agenda

- ▶ Introduction
- ▶ GRI taxonomy project
- ▶ Architecture
- ▶ Using the taxonomy
- ▶ Participate!

Introduction

Introduction to the GRI Taxonomy project
Using XBRL for sustainability reporting


Introduction of speakers

▶ Paul Hulst



- ▶ Deloitte XBRL team
- ▶ Involved in XBRL since 2005
- ▶ Experience:
 - Taxonomy creation
 - e-reporting architectures and processes
 - Automating instance document creation for statutory reporting and credit reporting
 - Design of formulas for validation

▶ Elina Sviklina



- ▶ Coordinates the implementation of the GRI Taxonomy project
- ▶ Coordinates the GRI Certified Software and Tools Program
- ▶ Has been a member of GRI Sustainability Management and Reporting Team

GRI Taxonomy project

Introduction to the GRI Taxonomy project
Using XBRL for sustainability reporting

Sustainability reporting

“Financial reporting in itself does not give information to (..) make an informed assessment of the sustainability of the business.”

'Key message'

Mervyn King

Watch this video and others on
<http://inspirationforinnovation.deloitte.nl/king-on-reporting/>

GRI Sustainability Reporting Guidelines

- ▶ Financial vs. sustainability reporting
- ▶ GRI Sustainability Reporting Guidelines
- ▶ XBRL for sustainability disclosures

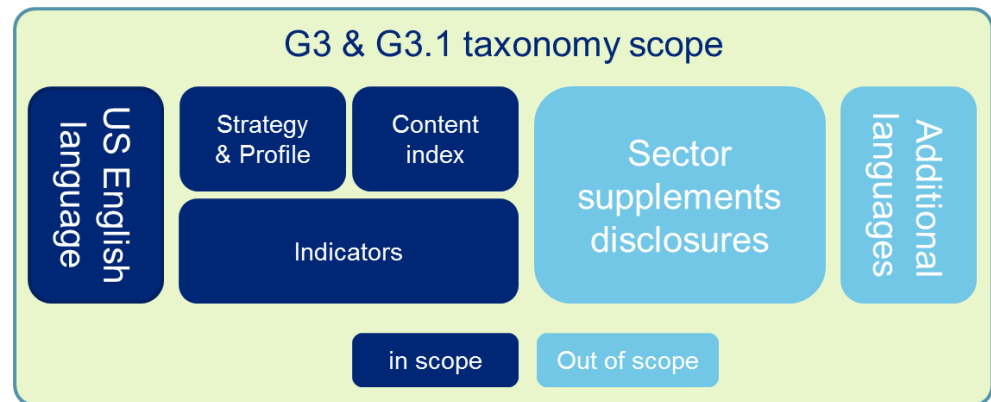
GRI taxonomy project description

► Goals and Objectives

- For **reporters**: for efficient and accurate data communication
- For **data users**: to easily access data
- For **other initiatives**: to provide basis for harmonization with other initiatives

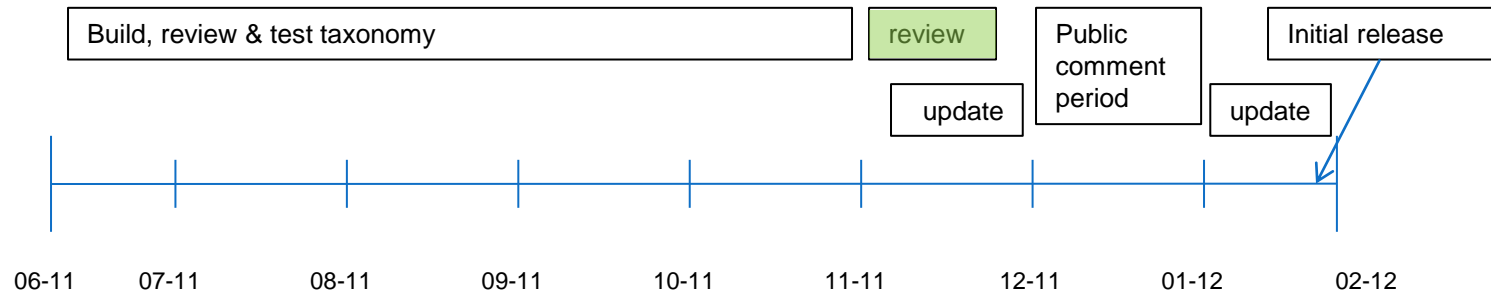
► Scope

- G3 and G3.1 Guidelines



GRI taxonomy project approach

- Development by GRI & Deloitte
- Plan



- GRI Taxonomy Review Team
Members come from reporting organizations, software providers, analysts & information brokers, standard setters, assurance providers and other

Architecture

Introduction to the GRI Taxonomy project
Using XBRL for sustainability reporting

Architecture goals

- ▶ Flexible architecture, applicable for future extension
- ▶ Reusable by other reporting initiatives
- ▶ Enable a full GRI report in XBRL without extending taxonomy
- ▶ Enable creation of a customized GRI report
- ▶ Easy to use for people familiar with the GRI Guidelines
- ▶ Align with the Interoperable Taxonomy Architecture

Architecture decisions

- ▶ No reuse of concepts from other taxonomies
- ▶ Use typed and explicit dimensions (not ITA)
- ▶ Entry points for G3 and G3.1 reports
- ▶ Modularity
 - Separate reportable concepts, dimensional concepts, dimensional structures and presentation
- ▶ Use XII data types
- ▶ Validation of data limited to data type

Using the taxonomy (adoption)

Introduction to the GRI Taxonomy project
Using XBRL for sustainability reporting

Reporting sustainability information (1 / 2)

- ▶ Structure of Presentation linkbase according to GRI Guidelines document, split in multiple extended links
- ▶ This will make it easy to find the relevant concepts

- ▶ Detailed or Overall answer

Presentation	Dimension
Presentation Relationships	
01 - Content index	
02 - Strategy and profile disclosure	
03 - Economic category	
Economic performance indicators [abstract]	
Economic performance aspect [abstract]	
Market presence aspect [abstract]	
Market presence management approach	
[ADD] Range of ratios of standard entry level wage compared to local minimum wage at significant locations of operation [abstract]	
Overall description of range of ratios of standard entry level wage compared to local minimum wage at significant locations of operation	
Distribution of the ratio of the entry level wage to the minimum wage	
Definition used for significant locations	
Minimum wage [abstract]	
[CORE] Policy, practices, and proportion of spending on locally-based suppliers at significant locations of operation [abstract]	
[CORE] Procedures for local hiring and proportion of senior management hired from the local community at significant locations of operation [abstract]	
Indirect economic impacts aspect [abstract]	

Reporting sustainability information (2 / 2)

- ▶ References to documentation in GRI Guidelines
- ▶ Data types give additional guidance on correct values
- ▶ Information provided by GRI:
 - Implementation Guide,
 - Sample instance documents
 - (Recordings of) webinars
 - Frequently Asked Questions on GRI website

Details	
Summary:	
Element Declaration:	
type	value
name	PensionFundContributedEmployeePercentage
id	gri_PensionFundContributedEmployeePercentage
type	num:percentItem
substitutionGroup	xbri:item
periodType	instant
balance	
abstract	false
nullable	true
namespace	http://xbrl.globalreporting.org/taxonomy/2011-12-31/GRI-G3.xsd
prefix	gri
Label:	
type	value
label (en)	Percentage of salary contributed by employee to pension fund
Reference:	
type	value
reference	Global Reporting Initiative Indicator Protocols Set Economic G3 EC3

Extending the taxonomy

- ▶ Who?
 - Reporters who want to add their own indicators to the standard indicators published by GRI.
 - Other initiatives that want to reuse the data definitions created by GRI.
- ▶ Modular approach allows users to reuse the parts they want.
- ▶ Use Architecture Guide for info on design and naming to get a consistent taxonomy.
- ▶ Read Implementation Guide to get started.

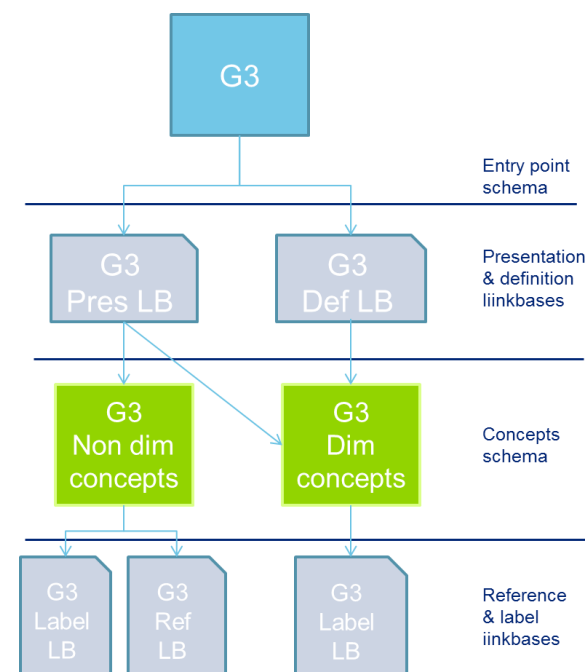
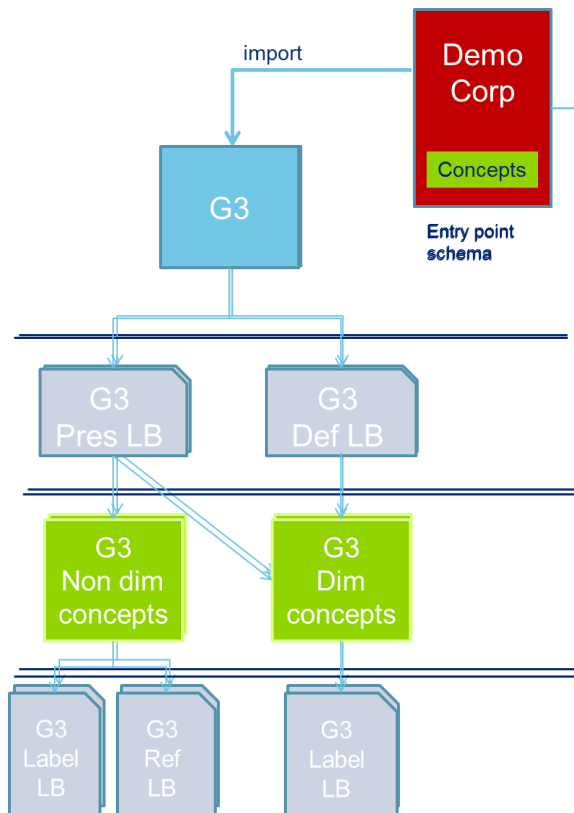


Illustration: taxonomy created by Demo Corp



Label LB
Reference LB
Presentation LB
Definition LB

03 - Economic category
Economic performance indicators [abstract]
Economic performance aspect [abstract]
Market presence aspect [abstract]
Market presence management approach
[ADD] Range of ratios of standard entry level wage compared to local minimum wage at significant locations of operation [abstract]
[CORE] Policy, practices, and proportion of spending on locally-based suppliers at significant locations of operation [abstract]
[CORE] Procedures for local hiring and proportion of senior management hired from the local community at significant locations
[REP] Procedures for hiring people from minority groups and proportion of people from minority groups in workforce [abstract]
Participation by minority groups in the workforce
Minority groups participation [table]
Minority Group [axis]
Minority group participation [line items]
Minority group name
Minority group definition
Hiring procedure for minority group
Percentage of workforce that is part of the minority group
Indirect economic impacts aspect [abstract]

Participate!

Introduction to the GRI Taxonomy project
Using XBRL for sustainability reporting

How you can participate

- Provide comments on the taxonomy (December–January)
 - Test the taxonomy by creating instance documents for (parts of) your own GRI report (December–January)
 - Use the taxonomy for creating a report (after February) – GRI will provide storage for XBRL instance documents in future.
- ▶ More info?
- Email: xbrl@globalreporting.org
 - <http://www.globalreporting.org>



GRI taxonomy

Use the opportunity for sharing and analyzing sustainability data

Questions?