

MIX XBRL Overview

A Microfinance Use Case for XBRL

6/28/2009



MIX: A Microfinance Use Case for XBRL

- Who we are
- What we do
- How XBRL can help the microfinance industry
- How we use XBRL now
- How we want to use XBRL in the future

MIX: Who We Are

- Global source for data on the microfinance sector
- Addresses the lack of reliable, comparable and publicly available information on microfinance institutions and their services
- Two primary means for disseminating information:
 - MIX Market (beta.mixmarket.org)
 - MicroBanking Bulletin (MBB; themix.org)

MIX: Who we are

- A little more background:
 - *Founded in 2002 as non-profit organization*
 - *Currently 15+ staff*
 - *Headquarters in Washington DC, hub offices in Lima, Peru; Dakar, Senegal; Gurgoan, India and Jakarta, Indonesia*
 - *Core funders:*

SPONSORS



MIX: What is microfinance? (A primer)

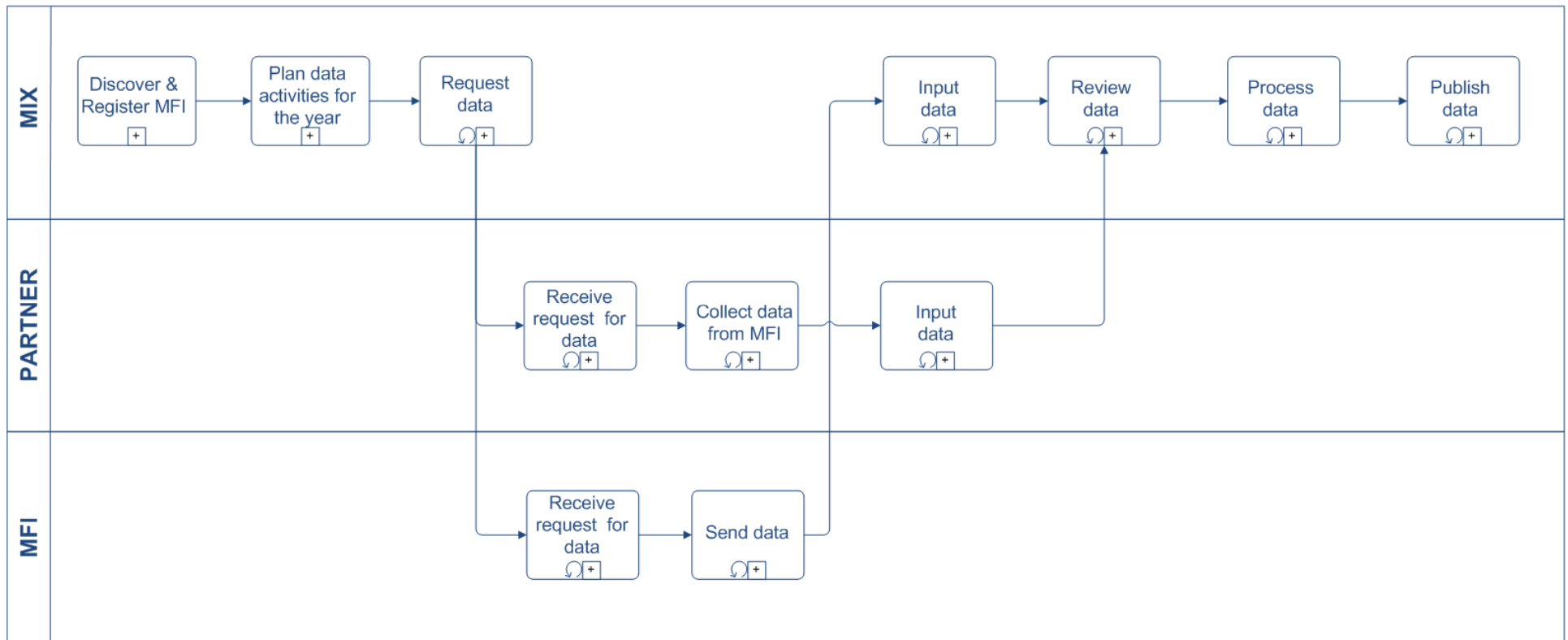
- Financial services targeted to low-income populations in developing countries
 - Historically, primarily focused on credit
 - But also savings
 - And remittances, insurance, leasing, etc.
- Recent milestones
 - 2005 – UN International Year of Microcredit
 - 2006 – Md. Yunus and Grameen Bank win Nobel Peace Prize
 - 2007 – Compartamos IPO

MIX: Where are MFIs?





- 1400+ microfinance institutions (MFIs) in over 100 countries
 - Plus linked profiles for investors, networks and service providers

MIX: How do we do this?



Legend:

-  Rolled-up business process
-  Rolled-up business process with activity looping

MIX: Business Process

- Carried out by team of ~10 analysts
 - Regional focus and expertise
 - Non-technical staff
 - Non-technical partners
 - Primarily annual data, but some quarterly
- What are the sources for this information?

MIX: The problem

- Create XBRL documents
 - Not *receive*
- Analyze XBRL content in aggregated framework
- Non-technical staff
- Distributed workforce
 - Core staff: Washington, DC; Lima, Peru; Dakar, Senegal
 - Partners: Cairo, Jakarta, Mumbai, San Salvador, Moscow, Baku, Manila, Kathmandu and so on

MIX: Custom vs. off-the-shelf solution

- Strategic decision to license off-the-shelf solution
 - Before selecting the vendor
 - But a factor in our choice of vendor
- XBRL landscape evolving rapidly enough and uptake broad enough to warrant this
 - Market pressures will lead to even better solutions in 2 – 3 years, we want flexibility to move on
 - Still have to make the best choice now though
- Good for the vendor as well
 - Differentiates products, not just US GAAP

MIX: Vendor selection

- Review XBRL.org, XBRL Wiki vendor lists
 - 40 – 50 vendors
 - Review product listings for each
- Contact vendors or meet at XBRL conferences
 - 15 – 20 vendors with plausible sounding products
- Request demos from final vendors meeting basic requirements
 - 5 – 6 vendors / products left at this point

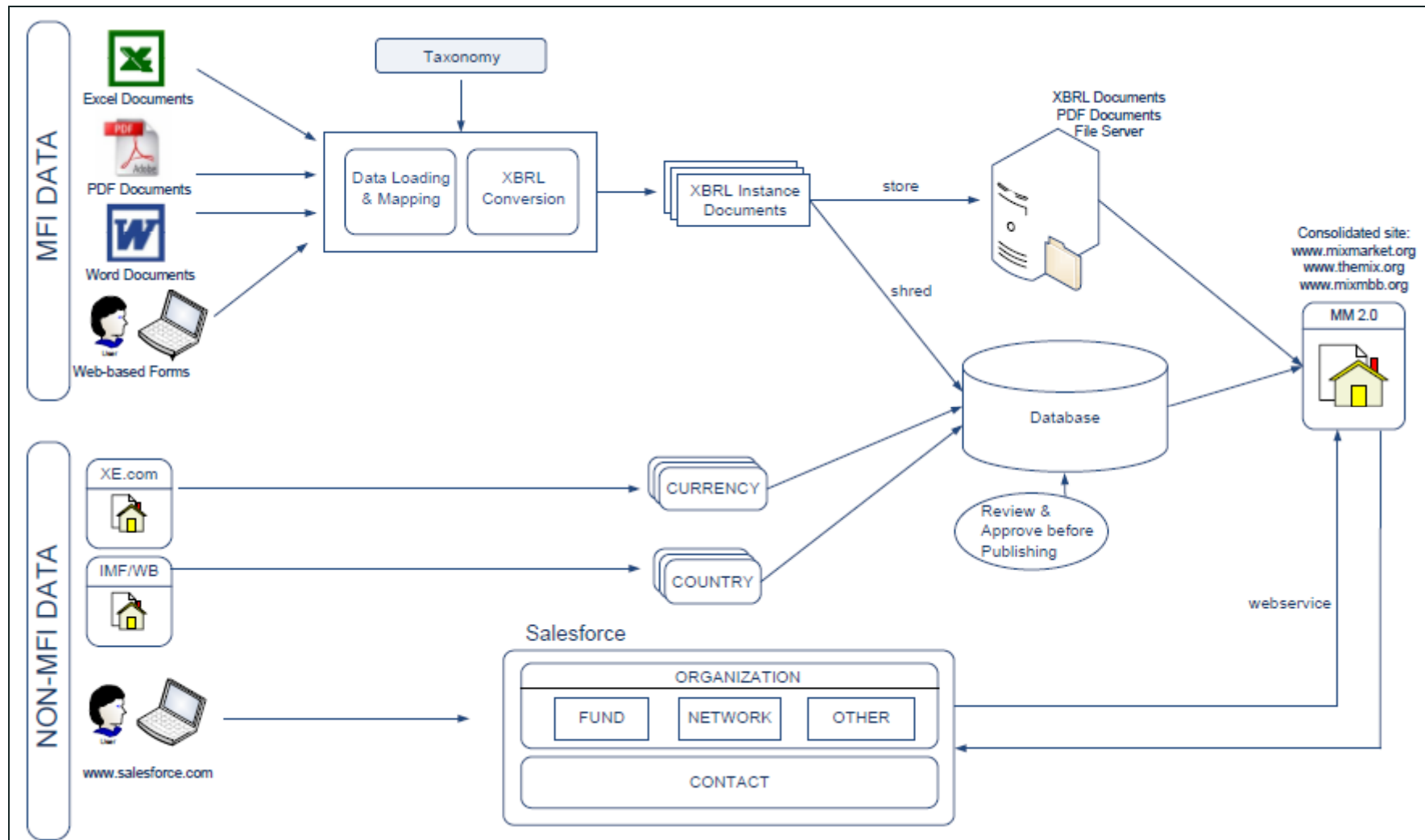
MIX: The solution

- License Rivet CrossTag to create XBRL packages
 - Able to use our taxonomy
 - Able to manage 2000 entities centrally, but distribute workload internationally
 - Format-agnostic (Excel, PDF, Word, cocktail napkin)
- License Rivet XBRL Loader
 - For document shredding to load to relational DB
 - Allows analysis on DB using our custom scripts

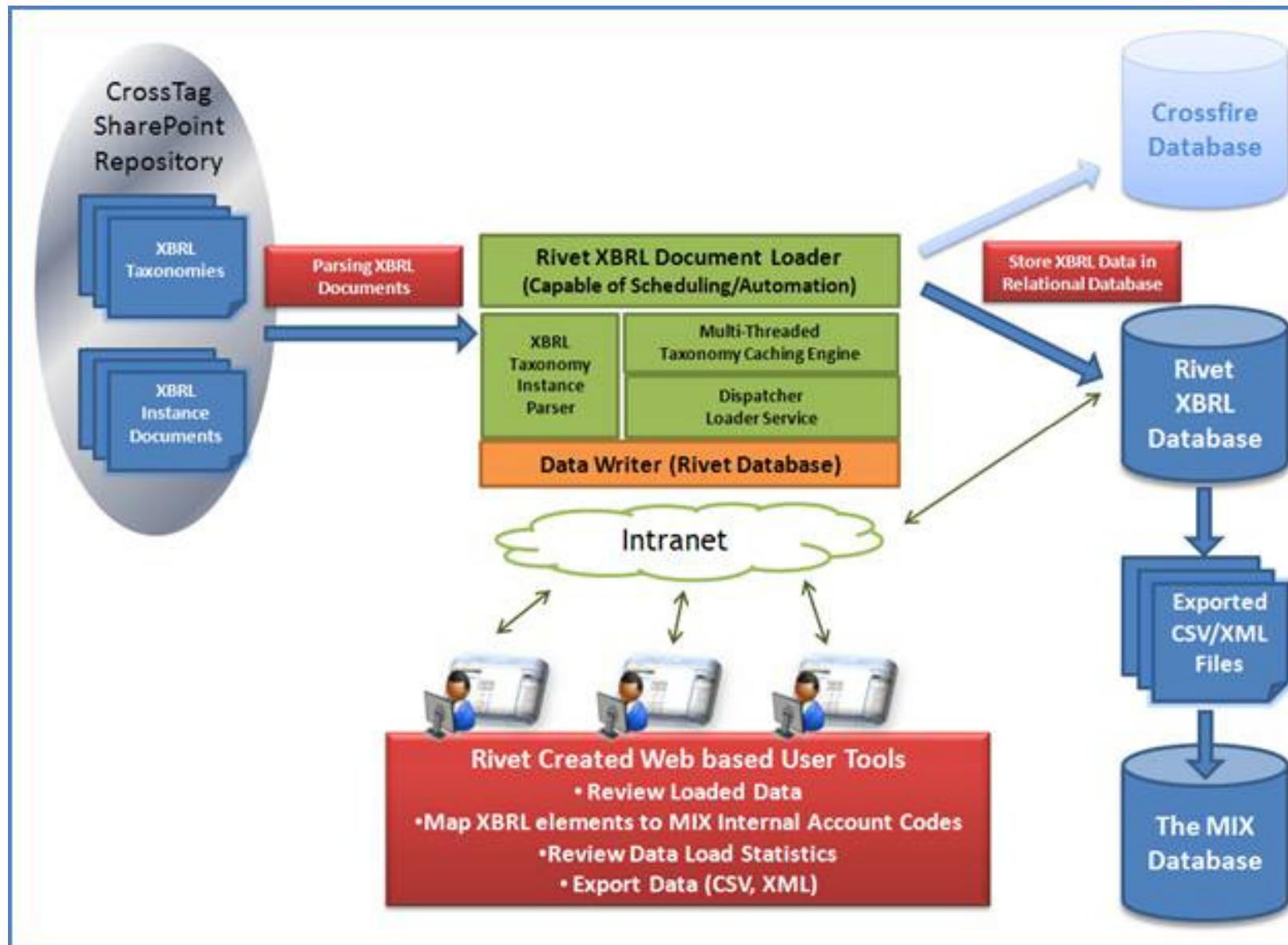
MIX: Architecture for current solution

- Data loading and mapping – IFRS based public taxonomy
 - Need to separate between IFRS-compliant statements and just matching accounts
- XBRL conversion – create XBRL documents
- Store documents on file server
- Shred documents into relational DB
 - Automated processing
- Data processing for calculation and presentation
 - Handled within mySQL DB
- Data publication
 - Dissemination through MIX Market website

MIX: Current Implementation



MIX: Rivet products



MIX: CrossTag implementation

- Analysts now enter data through CrossTag
 - Licensed in February, in production by April (with concurrent taxonomy development)
 - Basic user instructions

9. Validate the template

- a. To validate the template, click on the Validator button.
- b. You will receive error messages for any types of markups that are not valid or that are incomplete. Double click on the error message to go to the field or fields that are not marked up properly.

Invalid markups found				<input checked="" type="checkbox"/> Show Warnings
	Control Name	Col:Row	Error Type	Description
▶	[010100] Statement - General information	1:16	Incomplete	No unit type specified for: Number of employees
	[010100] Statement - General information	1:16	Incomplete	No precision specified for: Number of employees
	[010100] Statement - General information	1:17	Incomplete	No unit type specified for: Number of employees

MIX: CrossTag implementation

- Handles multiple source formats; still manual, but faster overall; allows for data-driven model

The screenshot displays two windows from the MIX software. The left window, titled 'Design Template - SKS_DCT_08', shows a table with columns for 'General Information', 'Balance Sheet', 'Income Statement', 'Additional Accounts', and 'Additional Income (E)'. The 'Balance Sheet' column is active, showing a list of financial categories such as 'Intangible assets other than goodwill', 'Property, plant and equipment', 'Assets', '[Deposits]', '[Borrowings]', 'Subordinated debt', 'Deferred revenue', 'Other financial liabilities', 'Other non-financial liabilities', 'Current tax liabilities', 'Deferred tax liabilities', 'Other provisions', 'Provisions for employee benefits', 'Trade and other payables', 'Liabilities', 'Issued capital', 'Share premium', 'Retained earnings', 'Donated equity', and 'Treasury shares'. The right window, titled 'Source Document', displays a document page with a 'Find' search bar and a table titled 'SKS MICROFINANCE PRIVATE LIMITED Balance Sheet As At March 31, 2008'. The table compares the balance sheet as of March 31, 2008 (Rupees) and March 31, 2007 (Rupees). The 'TOTAL' row shows a balance of 14,833,307,916 for 2008 and 3,206,984,980 for 2007. A specific value of 40,136,520 is highlighted in the 2008 column for the 'Shareholders' Funds' section.

	Statement	March 31, 2008 Rupees	March 31, 2007 Rupees
SOURCES OF FUNDS			
Shareholders' Funds			
Share Capital	1	40,136,520	38,430,170
Stock Options Outstanding	1A	6,999,414	-
Reserves and Surplus	2	1,879,872,065	458,131,442
Loan Funds			
Secured Loans	3	1,894,440,918	2,446,904,048
TOTAL		14,833,307,916	3,206,984,980
APPLICATION OF FUNDS			
Fixed Assets			
Gross Block	4A	321,289,326	71,504,818
Less: Accumulated Depreciation		48,155,913	12,878,339
Net Block		273,133,413	58,626,479
Capital Work in Progress (including Capital Advances)		1,596,477	35,705
Intangible Assets		79,706,492	10,661,385
Gross Block	4B	108,140,144	108,000,000

MIX: Rivet XBRL Loader

- Automated processing of saved XBRL packages
- User-friendly interface (only for admins though)



XBRL Loader
Powered by Rivet Software

Welcome, Scott Gaul (Logout)
User Administration
User's Guide

Market:

[Dashboard](#)

[Load & Export](#)

[Map Elements to COA](#)

Batch Details
(161)

Time Period:

Show failed only

Status	Start Date	Finish Date	# Files	# Succeeded	# Failed	Avg Time (secs)	
✓	6/25/2009 5:00:23 AM	6/25/2009 5:00:27 AM	1	1	0	4	→→
✓	6/25/2009 3:22:46 AM	6/25/2009 3:22:52 AM	1	1	0	6	→→
✓	6/24/2009 6:28:37 PM	6/24/2009 6:28:41 PM	1	1	0	4	→→
✓	6/24/2009 6:26:03 PM	6/24/2009 6:26:07 PM	1	1	0	4	→→
✓	6/24/2009 6:22:29 PM	6/24/2009 6:22:33 PM	1	1	0	4	→→



MIX: Rivet XBRL Loader

- Documents shredded to CSV, loaded to our DB
- New filings go as new version for our website, for analyst approval / rejection

	A	C	O	P	AB	AC	AD	AE	AF	AK	AL
1	EntityID	PeriodTyp	FYStartDate	FYEndDate	CurrencyC	RowID	RowOrder	LineItemValue	Description	Context	ElementID
2	100303	ANN	1/1/2003	12/31/2003	USD	1	1	ACLEDA Bank P	Name of report	Duration_1_1_2	ifrs_NameOfReportingEntityOrOtherMeansOfIdentificat
3	100303	ANN	1/1/2003	12/31/2003	USD	2	2	Bank	Legal form of e	Duration_1_1_2	ifrs_LegalFormOfEntity
4	100303	ANN	1/1/2003	12/31/2003	USD	3	3	Cambodia	Country of inco	Duration_1_1_2	ifrs_CountryOfIncorporation
5	100303	ANN	1/1/2003	12/31/2003	USD	4	4	The Bank	Description of r	Duration_1_1_2	ifrs_DescriptionOfNatureOfEntitysOperationsAndPrincip
6	100303	ANN	1/1/2003	12/31/2003	USD	5	5	USD	Description of r	Duration_1_1_2	ifrs_DescriptionOfPresentationCurrency
7	100303	ANN	1/1/2003	12/31/2003	USD	6	6	1/1/1993	Date entity est.	Duration_1_1_2	mix_DateEntityEstablished
8	100303	ANN	1/1/2003	12/31/2003	USD	7	7	12/1/2003	Date entity con	Duration_1_1_2	mix_DateEntityConvertedToCurrentLegalStatus
9	100303	ANN		12/31/2003	USD	8	8	1284	Number of emj	As_Of_12_31_20	mix_NumberOfEmployees
10	100303	ANN		12/31/2003	USD	9	9	97	Number of offi	As_Of_12_31_20	mix_NumberOfOffices
11	100303	ANN	1/1/2003	12/31/2003	USD	10	10	The financial	Statement of IF	Duration_1_1_2	ifrs_StatementOfIFRSCompliance
12	100303	ANN		12/31/2003	USD	11	11	1002760	Property, plant	As_Of_12_31_20	ifrs_PropertyPlantAndEquipment
13	100303	ANN		12/31/2003	USD	12	12	580323	Intangible asse	As_Of_12_31_20	ifrs_IntangibleAssetsOtherThanGoodwill
14	100303	ANN		12/31/2003	USD	13	13	39907534	Loan portfolio,	As_Of_12_31_20	mix_LoanPortfolio
15	100303	ANN		12/31/2003	USD	14	14	1476874	Trade and othe	As_Of_12_31_20	ifrs_TradeAndOtherReceivables
16	100303	ANN		12/31/2003	USD	15	15	5272980	Cash and cash €	As_Of_12_31_20	ifrs_CashAndCashEquivalents
17	100303	ANN		12/31/2003	USD	16	16	48240471	Total assets	As_Of_12_31_20	ifrs_Assets
18	100303	ANN		12/31/2003	USD	17	17	1772756	Total trade and	As_Of_12_31_20	ifrs_TradeAndOtherPayables
19	100303	ANN		12/31/2003	USD	18	18	163179	Provisions for €	As_Of_12_31_20	ifrs_ProvisionsForEmployeeBenefits
20	100303	ANN		12/31/2003	USD	19	19	137109	Other provisior	As_Of_12_31_20	ifrs_OtherProvisions
21	100303	ANN		12/31/2003	USD	20	20	13160685	Deposits	As_Of_12_31_20	mix_Deposits
22	100303	ANN		12/31/2003	USD	20	20	11374532	Deposits	As_Of_12_31_20	mix_Deposits

MIX: Rivet XBRL Loader

- Website uses XBRL content, presentation
 - 60 – 70 standard indicators calculated on data
 - Reporting and benchmarks for participating MFIs



MIX: Results so far

- Unified data processing
- Unified data set: report facts once
- Centralized management, but distributed usage
- Better data, faster turnaround

- For the future
 - Improved low-bandwidth or offline access
 - Integration of analysis and data entry components
 - Restructure our DB for more direct XBRL loading

MICROFINANCE INFORMATION EXCHANGE, INC.

The leading provider of business information and data services for the microfinance industry.

Web:

www.themix.org
www.mixmarket.org

Email: info@themix.org

Headquarters:

1901 Pennsylvania Ave., NW, Suite 307
Washington, D.C. 20006 USA

Other Locations

Lima, Peru • Dakar, Senegal • Gurgoan, India • Jakarta, Indonesia

